

# CP130

COMMERCIAL CLASS PAVER



## CP130

Engine	130hp (97kW) Cummins Tier IVf
Std. Width	8'-15' (2.43-4.59m)
Max Width	17' (5.18m)
Weight	22,500 lbs (10206kg)

# CP130 COMMERCIAL PAVER

**We don't follow trends. We set them.** The CP130 from Carlson does just that. Combining the material throughput of a highway-class paver in a commercial class platform, the CP130 redefines its class while providing contractors a heavy-duty, reliable, and highly versatile machine.

From commercial paving applications to county and municipal roadwork, the CP130 excels across a wide array of jobsite sizes and projects, achieving leading mat quality and production. The platform is able to do so with its all-new EZCSS screed, designed and built with Carlson's leading highway-class screed technologies into a commercial package, and the heaviest-duty material distribution system in the commercial class. And like all Carlson commercial pavers, the CP130 is a fully rebuildable platform with replaceable auger flights, bolt-on replaceable floor plates and one piece steel frame, giving owners longer machine lifecycle and greater return on investment.

Simply put, no machine on the market rivals the performance, contractor focus and mat quality of the Carlson CP130.



## PERFORMANCE

Providing class-leading horsepower, torque and low noise levels, the CP130 features a 130hp (97kW) Cummins QSF 3.8 Tier IV Final engine. Its leading layout for access via the forward tilting hood, large side doors and panel in the hopper is combined with highway-class wear components, a fully rebuildable platform and the longest tracks in its class for superior lifecycle and unmatched performance.



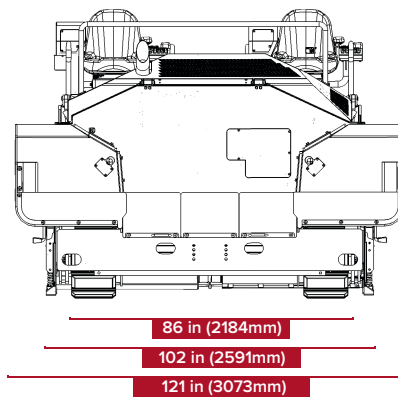
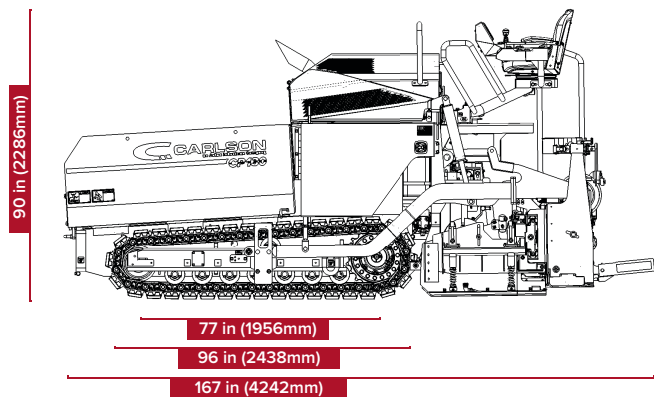
## CONTRACTOR FOCUS

Featuring dual 45° pivoting stations, class-exclusive armrest controls and 7 inch LED touch screen displays, the CP130 enables full control of the machine at the operator's fingertips. Along with its dedicated 3-man platform, the CP130 gives contractors best-in-class visibility and comfort as well as full control of material flow, screed heat set points and more.



## MAT QUALITY

With its single slide extension support system, adjustable slide blocks, 2% tapered design and spring loaded endgates, the EZCSS is a highway-class Carlson screed packaged for the commercial-class. Delivering best-in-class mat quality, the EZCSS comes standard on the CP130 with power slope, power extension height and heated endgates, with integrated berm, heated bolt-ons, and power crown available.



## DIMENSIONS

Total Weight	22,500 lb (10206kg)
Tractor Weight	18,500 lb (8391kg)
Screed Weight	4,000 lb (1814kg)
Hopper Capacity	9.5 Tons (8.6 tonnes)
Hopper Inside Width Opening	10 ft (3048mm)
Hopper Dump Clearance	21.25 in (540mm)
Load Angles	15° Forward/15° Reverse

## ENGINE

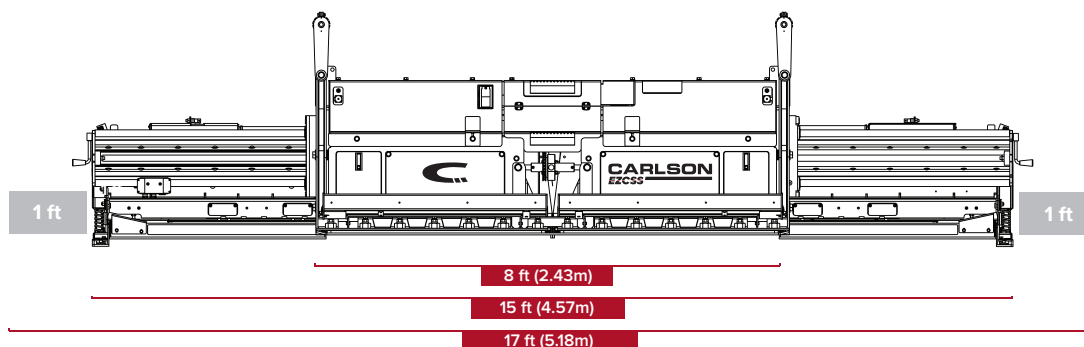
Engine	130hp (97kW) Cummins QSF 3.8
EPA/EU Emissions Standard	Tier IV Final/EU Stage IV
Drive System	2 Speed Planetary
Track Type	14" (356mm) Poly-Pad
Max Pave Speed	145 fpm (44.2m/min)
Max. Travel Speed	325 fpm (99m/min)
Max. Reverse Speed	325 fpm (99m/min)

## COMPONENTS

Floor Plate Thickness	3/8 in (9.5mm) 500 Brinell-rated
Conveyor Width	25.5 in (648mm)
Conveyor Speed	58 rpm
Damper Doors	Dual Horizontally Sliding
Auger Diameter	13 in (330mm)
Auger Flight Thickness	7/8 in (22mm) 500 Brinell-rated
Max. Auger Speed	160 rpm

## CAPACITIES

Fuel Tank	32 gal (121L)
DEF Tank	5 gal (19L)
Hydraulic Tank	22 gal (83.3L)
Cooling System Capacity	7 gal (26.5L)
Washdown Tank	6 gal (22.7L)
Electrical System	12v w/ 80 amp Alternator
Generator	14.4kW Belt Driven



## EZCSS SCREED

Standard Paving Width	8 ft-15 ft (2.43-4.59m)
Max. Paving Width	17 ft (5.18m)
Paving Depth (Min/Max)	.25-8 in (6mm-203mm)
Main Plate Depth	16 in (406mm) Center 14 in (356mm) Edge
Main Plate Thickness	3/8 in (9.5mm) 450 Brinell Rated
Extension Plate Depth	8 in (203mm)
Extension Plate Thickness	3/8 in (9.5mm) 450 Brinell Rated

Screed Heat Source	Electric Heating Elements
Endgates	Spring Loaded
Crown Adjustment	Manual Crown
Crown/Invert	3 in (76mm) / 1 in (25mm)
Extension Height Adjustment	Power Extension Height
Extension Height Travel	1.75 in (44.45mm)
Power Slope Adjustment	9% Down
Vibration	0-3000 vpm

01-0817

# CP130



**CARLSONPAVINGPRODUCTS.COM**

Continually improving our products, Carlson reserves the right to amend materials, available options and specifications without notice. Features machines and photos include optional or prototype equipment. 2017 Carlson.

