

CSI

Model 264-Ultra

Delimber



The PTD-264 Ultra is a proven design rugged built four knife pull-thru delimber with topping saw and is designed for use in hardwood or pine for maximum production and ease of operation. The wide throat opening and newly designed upper frame assembly make loading and pull-thru easy and smooth. No doubt about it.

The best just got better!



Cutting Systems, Inc. Call Toll Free: 1-877-844-1274
email@cuttingsys.com

www.cuttingsys.com



SHOW 'EM LIMBS WHO'S BOSS!

Designed For Production:

- The new curved, slanted, and rolled tubing frame makes the 264-Ultra the easiest loading and most productive pull-thru delimiter built today.
- The 264-Ultra design sheds limbs and bark eliminating messy build up for you to contend with.

Easy Maintenance:


- The addition of a central grease station, and the enhanced outboard roller adjustments make service and maintenance easier than ever.

Durable Construction:

- CSI continues its tradition of building delimiters tough, and rugged to meet the demands of high production logging operations.

Optional Configuration:

The 264-Ultra is also available in a left hand model that is used in tandem loader operations and with certain loaders which have booms that are to the left of the operator's cab. When used in these applications the 264-Ultra Left Hand version ensures a constant even flow of product and maximizes the return on equipment investment.



1 The 264-Ultra is a high capacity very productive pull-thru four knife delimiter, and integrated topping saw, with 3/4 pitch chain.

2 The 264-Ultra has replaceable bronze bushings in the shoulder oscillate points.
(No steel to steel contact.)

Designed For Maximum Production:



72" Throat Width, Allows For Easy Loading.



Professional Rolled Tubing, Designed To Promote Easier Loading.



Purpose Designed Roller, Ensures Easy Pulls Every Time.



Top Diameter Measuring System.
(Optional Equipment)



4 - Knives, Made Of Hi-Alloy Wear Hardening Steel, For Long Life.



44" Topping Saw.


Easy Maintenance:



Central Grease Station.



Strong Roller Adjustment, Designed For Easy Maintenance Access.



Cam Chain Adjuster, Simplifies Routine Maintenance.

Durable Construction:



Completely Constructed With Hi-Alloy Steel.

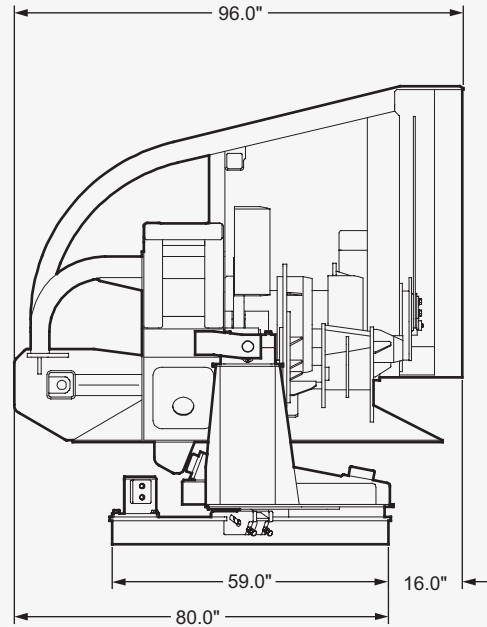
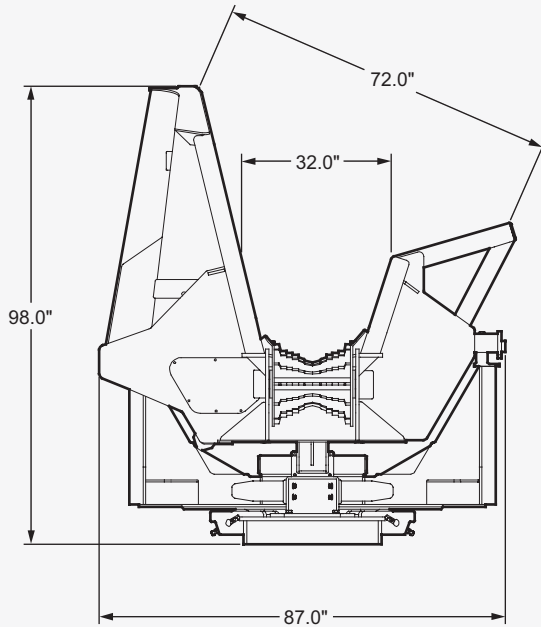


Strong Rotation Bearing Bolts, (3/4 L-9).



Strategically Reinforced Joints For Maximum Strength.

264-Ultra DIMENSIONS



264-Ultra SPECIFICATIONS

Knives	4 - Long Life - Hi-Alloy Wear Hardening Steel
Maximum Diameter Incircled	26" (Larger Diameters Accommodated, But Not Completely Incircled)
Minimum Diameter Incircled	4"
Saw Bar	44" Roller Tip
Saw Chain	3/4 Pitch - 68 Links
Saw Chain Drive Sprocket	9 Tooth
Saw Chain Drive	Direct
Saw Chain Oil Reservoir Capacity	2.5 Gallons
Saw Chain Oiler	Automatic, Piston Actuated
Weight	8,700 lbs.
Pull Assist Roller	18" Dia.
Frame/Body Construction	100% Hi-Alloy Steel



Cutting Systems, Inc.
774 Zeb Road
Union Grove, NC 28689

Call Toll Free: 1-877-844-1274

email@cuttingsys.com

www.cuttingsys.com

Cutting Systems, Inc. reserves the right to change specifications and to add improvements to our products at any time without notice or obligation.

2008-03