

KOMATSU®

D71EX-24
D71EXi-24
D71PX-24
D71PXi-24

Tier 4 Final Engine

CRAWLER DOZER



Photos may include optional equipment.

intelligent / **2.0**
MACHINE CONTROL

NET HORSEPOWER

237 HP @ 2100 rpm
177 kW @ 2100 rpm

OPERATING WEIGHT

D71EX-24:	49,824 lb	22600 kg
D71PX-24:	50,927 lb	23100 kg
D71PX-24 Wide:	52,690 lb	23900 kg
D71EXi-24:	50,045 lb	22700 kg
D71PXi-24:	51,147 lb	23200 kg
D71PXi-24 Wide:	52,911 lb	24000 kg

BLADE CAPACITY (ISO 9246)

Power Angle Tilt (PAT) Dozer:

D71EX-24:	5.8 yd ³	4.42 m ³
D71PX-24:	6.1 yd ³	4.65 m ³
D71PX-24 Wide:	6.6 yd ³	5.02 m ³
D71EXi-24:	5.8 yd ³	4.42 m ³
D71PXi-24:	6.1 yd ³	4.65 m ³
D71PXi-24 Wide:	6.6 yd ³	5.02 m ³

WALK-AROUND

Next-generation intelligence

Enhanced machine efficiency for work ranging from heavy dozing to finish grading with intelligent Machine Control technologies.

Lift layer control

Achieves consistent lift layers with automatic control.

Quick surface creation

Creates a temporary design surface with the press of a button.

Proactive dozing control

Cut and carry work performed with the smoothness of an experienced operator.

Tilt steering control

Reduces need for constant operator corrections toward target point.

Two antennas to support multiple global navigation satellite system (GNSS)

Improved satellite signal stability and reception offer more reliability and accuracy.

Factory installed information and communication technology (ICT) system standard

Excellent reliability and durability.



Photo may include optional equipment.

NET HORSEPOWER

237 HP @ 2100 rpm
177 kW @ 2100 rpm

OPERATING WEIGHT

D71EX-24:	49,824 lb	22600 kg
D71PX-24:	50,927 lb	23100 kg
D71PX-24 Wide:	52,690 lb	23900 kg
D71EXi-24:	50,045 lb	22700 kg
D71PXi-24:	51,147 lb	23200 kg
D71PXi-24 Wide:	52,911 lb	24000 kg

BLADE CAPACITY (ISO 9246)

Power Angle Tilt (PAT) Dozer:

D71EX-24:	5.8 yd ³	4.42 m ³
D71PX-24:	6.1 yd ³	4.65 m ³
D71PX-24 Wide:	6.6 yd ³	5.02 m ³
D71EXi-24:	5.8 yd ³	4.42 m ³
D71PXi-24:	6.1 yd ³	4.65 m ³
D71PXi-24 Wide:	6.6 yd ³	5.02 m ³



INNOVATIVE. INTEGRATED. INTELLIGENT.

Standard intelligent Machine Control 2.0
Standard factory-installed integrated 3D GNSS intelligent machine control system.

Improved Machine Control
Up to 8% more efficient dozer operation than comparable aftermarket machine control systems in start to finish grading tests.

Factory Installed Machine Control Components

Machine control components are factory installed and designed as an integral part of the base machine for improved durability.

Komatsu Quality

Machine control components and system validated to Komatsu's rigorous quality & durability standards.

Industry Standard Compatibility

Machine control system makes use of common industry design data file norms and supports typical base station communication.

Simple Operator Interface

Simple touch screen control box with multi-color customizable display.

3D GNSS Machine Control Standard

All on-machine components standard including control box, GNSS receiver/radio, GNSS antenna, and enhanced inertial measuring unit sensor.

Finish Grade Performance

Upgraded sensor package and intelligent logic provides for finish grade accuracy in an integrated system without traditional blade mounted sensors.

Enhanced Inertial Measuring Unit (IMU+)

Chassis mounted enhanced inertial measuring unit (IMU+) and intelligent logic provides for finish grade accuracy without blade mounted sensors.

Dual Cab Top GNSS Antennas

Load control intelligence controls blade elevation to advance productivity and minimize track slip by adjusting blade load. 1.0' from grade or 0.1' from grade – you can run in auto mode.

Intelligent Dozing Mode Settings

Operators are able to select between 4 distinct machine control operating modes to help optimize performance to the application whether cutting, spreading, or other.

Operator Selectable Load Settings

Machine control load settings can be adjusted between presets to tailor response to material conditions.

New Komatsu SAA6D114E-6, variable geometry, turbocharged and aftercooled, 8.85 liter diesel engine is EPA Tier 4 Final emissions certified.

Fluid Neutral or Better

Fuel & DEF TOTAL consumption is less than the fuel consumed by the prior model.

New Komatsu Diesel Particulate Filter (KDPF) and Selective Catalytic Reduction (SCR) systems reduce particulate matter and NOx, while

providing automatic regeneration that does not hinder daily operation.

New higher performance Variable Geometry Turbocharger (VGT)

uses a hydraulic actuator to provide optimal air flow under all speed and load conditions.

Komatsu auto idle shutdown helps reduce excessive idle time.

Auto Engine Idle reduces machine to low idle during times of inactivity.

Rear Hydraulics (Standard)

Rear View Monitoring System (Standard)

New Large Color Monitor:

- Easy-to-read large 7" high-resolution multi-color monitor
- Easy-to-use multiple tabular menus
- Easy-to-use onboard diagnostics that don't require a laptop
- Ecology guidance

Integrated ROPS Cab Features:

- Large, quiet, pressurized cab
- Excellent visibility with integrated ROPS structure
- Air suspension high-capacity heated seat

New high-engine-RPM (H) mode helps maintain ground speed during heavy blade load applications.

Parallel Link Undercarriage System (PLUS) provides up to double the wear life and helps lower repair and maintenance costs.

Triple labyrinth final drive provides additional protection for the final drive floating seals.

INTELLIGENT MACHINE CONTROL

D71EX/EXi/PX/PXi-24




intelligent Machine Control (iMC) 2.0

D71EXi/PXi-24 utilizes intelligent Machine Control 2.0 a GNSS* system that automatically controls the blade to 3-dimensional design data. Machine Control 2.0 utilizes the industry's first Proactive Dozing Control logic, lift layer control, quick surface creation, and tilt steering control. A two-antenna system supporting multiple GNSS, which provides less downtime and more work time. These added features make for improved production and efficiency.

*GNSS (Global Navigation Satellite System): General term for satellite positioning systems such as GPS, GLONASS, etc.

Quick surface creation

Operators can create a temporary design surface with the press of a button. Designed to simplify in-field surface creation within the control box, it allows for more utilization of iMC 2.0.



Tilt steering control

The blade automatically tilts under a heavy load to maintain a straight line of travel, to help optimize productivity throughout each pass and reducing operator fatigue.



Auto/manual switch

A conveniently located on/off switch giving the operator control of when iMC 2.0 is active.



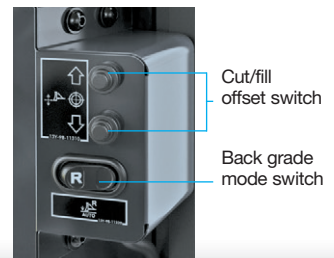
Function switches

Cut/fill offset switch

The target surface height can be quickly adjusted by pressing the offset switch (button).


Back grade mode switch

Allows for automatic control during back grading.




Lift layer control

Advance earthwork productivity and maintain compaction quality by automatically controlling lifts to the desired heights with respect to the mapped terrain. Excess fill is eliminated as automatic blade control will follow finish surface once lifts have reached finish grade.



Proactive dozing control

Operators can utilize automatic blade control from rough grading to finish grading work. Proactive dozing control understands the terrain in the path of each cut, maximizes the blade load throughout the pass, regardless of the terrain ahead, and achieves productivity similar to that of an experienced operator.



Two antennas supporting multiple GNSS

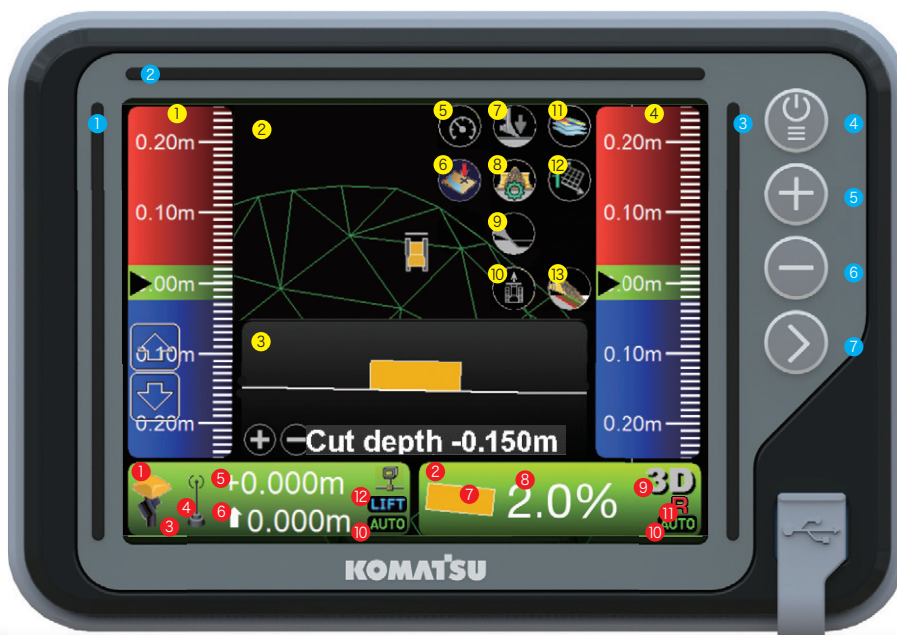
Work accuracy is improved by two antennas supporting the multiple GNSS.

Improvement of blade accuracy on slope

Blade accuracy is maintained during slope work.

Reliability of blade accuracy

Galileo, QZSS, and BeiDou can be used in addition to GPS and GLONASS. Since the satellite capture rate is improved, the machine can be used in any time zone.



Control Box

- 1 L.H. LED indicator 2 Upper LED indicator
- 3 R.H. LED indicator
- 4 Power ON/OFF and menu switch (Press: Display the main menu / Hold down: Turn ON/OFF the power supply)
- 5 Zoom in switch 6 Zoom out switch
- 7 Toggle main view switch (Press: Switch the display of main window / Hold down: Adjust the brightness and sound volume)
- 8 Left window 9 Main window 10 Lower window
- 11 Right window 12 Speed control ON/OFF
- 13 Take a topo shot 14 Simple grading ON/OFF
- 15 Cut depth selection 16 Smooth start ON/OFF
- 17 Tilt steering ON/OFF 18 Toggle As-built mode change view to [none], [cut fill], [pass counts]
- 19 Quick surface creation (Create slope plane surface)
- 20 Lift layer control (Create As-built design surface)
- 21 Elevation control key 22 Slope control key
- 23 GNSS status 24 Radio status 25 Cut/Fill offset
- 26 Cut/Fill reading 27 Tilt of blade
- 28 Design cross-slope 29 Type of control
- 30 AUTO indicator 31 Back Grade mode indicator
- 32 Lift indicator

*This is a typical main screen of control box.

INTELLIGENT MACHINE CONTROL

Automatic dozing from grass to grade

Benefits of iMC 2.0



Improved finish grading

Applications: Finish grading

- Analyzes terrain and 3D model to proactively position blade in hard-to-grade areas
- Helps prevent overcutting at finish grade



Lift layer control

Applications: Lifting, compaction quality control


- Maintain precise lift thickness
- Automatically spreads lift from existing terrain and helps prevent overfill
- Up to double the production of prior model



Proactive dozing control

Applications: Stripping topsoil, high-production dozing

- Uses data from previous pass to plan the next pass
- Automatically cut/strip from existing terrain
- Helps new operators perform like experienced ones



Tilt steering control

- Automatically tilts blade to maintain straight travel while rough dozing
- Maintains consistent power to the ground and track


Use automation throughout the entire process

Bidding

Stripping topsoil ①

Mass excavation ②

Finish grading ③



PERFORMANCE FEATURES



KOMATSU NEW ENGINE TECHNOLOGIES

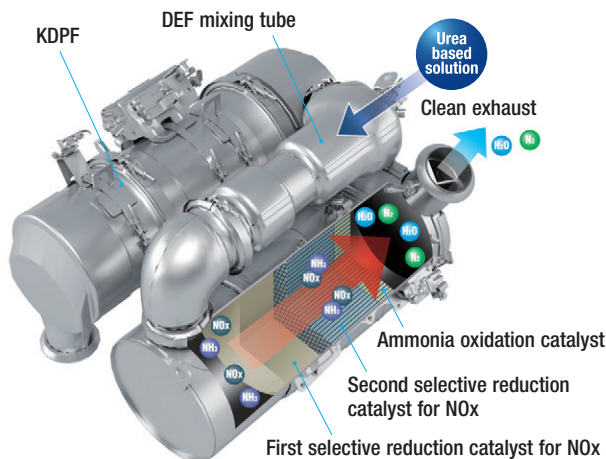
Komatsu's New Emission Regulations-compliant Engine

New regulations effective in 2014 require the reduction of NOx emissions. In addition to refining the Tier 4 Interim technologies, Komatsu developed a new Selective Catalytic Reduction (SCR) device in-house.

Technologies Applied to the New Engine


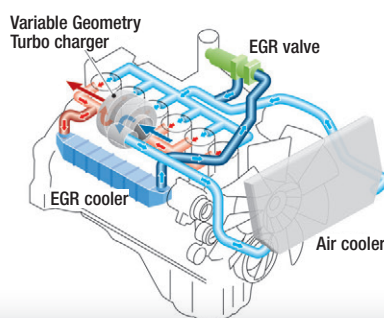
Heavy-Duty Aftertreatment System

This new system combines a Komatsu Diesel Particulate Filter (KDPF) and Selective Catalytic Reduction (SCR). The SCR NOx reduction system injects the correct amount of DEF at the proper rate, transforming NOx into non-toxic water (H₂O) and nitrogen gas (N₂).



Heavy-Duty Cooled Exhaust Gas Recirculation (EGR) System

The system recirculates a portion of exhaust gas into the air intake and lowers combustion temperatures, thereby reducing NOx emissions. EGR gas flow has been decreased for Tier 4 Final with the addition of SCR technology. The system achieves a dynamic reduction of NOx, while helping reduce fuel consumption below Tier 4 Interim levels.



CG image

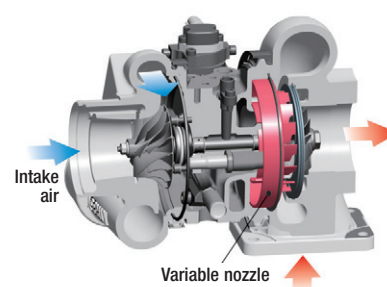
- 1 Variable Geometry Turbocharger (VGT)
- 2 SCR
- 3 Komatsu Diesel Particulate Filter (KDPF)
- 4 Exhaust Gas Recirculation (EGR) Cooler

Advanced Electronic Control System

The electronic control system performs high-speed processing of all signals from sensors installed in the vehicle, providing total control of equipment in all conditions. Engine condition information is displayed via an on-board network to the monitor inside the cab, providing necessary information to the operator. Additionally, managing the information via KOMTRAX helps customers keep up with required maintenance.

Variable Geometry Turbocharger (VGT) system

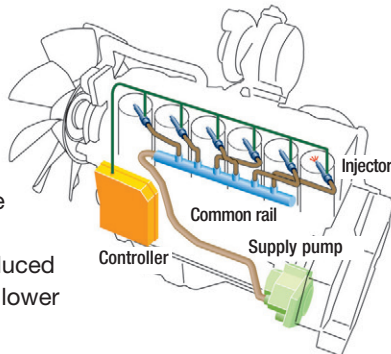
The VGT system features proven Komatsu design hydraulic technology for variable control of air-flow and supplies optimal air according to load conditions. It provides better exhaust temperature management. The Tier 4 final version has an improved propeller design for increased performance.



PERFORMANCE FEATURES

Heavy-Duty High-Pressure Common Rail (HPCR) Fuel Injection System

The system is designed to achieve an optimal injection of high-pressure fuel by means of computerized control, providing close-to-complete combustion to reduce PM emissions. The system uses high pressure injection, thereby reducing both PM emissions and fuel consumption over the entire range of engine operating conditions. The Tier 4 Final engine has advanced fuel injection timing for reduced fuel consumption and lower soot levels.




Redesigned combustion chamber at top of piston

The combustion chamber at the top of the piston has an optimized shape designed to improve combustion and further reduce NOx, particulate matter, fuel consumption and noise.

Komatsu Closed Crankcase Ventilation (KCCV)

The KCCV efficiency is significantly increased from previous models from approximately 50% to 95% efficiency.



Selectable Working Mode

P mode is the mode designed for powerful operation and maximum production. E mode is designed for general dozing applications providing adequate speed and power while saving energy. For CO2 reduction and energy saving, the monitor panel allows the operator to easily switch the working mode, depending on the work at hand.

P mode (Power mode)

With P mode, the engine outputs its full power, allowing the machine to perform the work requiring large production, heavy-load work, and uphill work.

E mode (Economy mode)

With E mode, the engine outputs enough power for the work without delivering unnecessary power. This mode allows for energy saving operation and is suitable for the work on a ground where the machine may cause shoe slip and the work not requiring large power such as downhill dozing, leveling and light-load work.

H mode (High engine idle speed mode)

H mode is installed to only North American specification. The H mode has been added. Compared with the P mode, the engine high idle speed is higher in the H mode. This setting allows subtle changes in load to be detected, which is suitable for power-intensive work.

Auto Idle Shutdown Function

Komatsu auto idle shutdown helps reduce idle time and operating costs.

Auto-decelerator

The auto-decelerator automatically decreases the engine speed after selected period since the work equipment or travel lever return neutral.

Auto E Mode

At light load work, changing to E mode automatically to reduce fuel consumption.



PRODUCTIVITY & WORKABILITY FEATURES



HYDROSTATIC TRANSMISSION (HST) CONTROL SYSTEM

Hydrostatic Transmission (HST) with Electronic Control

The D71EX/PX-24 is equipped with Komatsu-designed HST provides smooth powerful turns. Fully electronic control provides full automatic shifting and enables smooth control. The travel speed can be selected smoothly with the UP/ DOWN switch, and the engine power is maximized in all speed ranges. In addition, a powerful and smooth turn is achieved by controlling the outer track faster and the inner crawler track slower.



Effective Work for HST

Grading: Operator can select the optimum vehicle speed.

Pushing: Engine power can be transmitted to the tracks consistently no matter the blade load, operators don't have to select the right gear.

Side cutting: Machine can maintain consistent power to tracks when turning under a load.

Work on soft ground: HST provides smooth control of machine speed without reduction in torque.

Ground speed control: Equipped with 4 speed presets or 20 speed stepless power can be controlled without reducing engine speed.

Production Improvement

Equipped with a new SAA6D114E-6 engine whose horsepower is the largest in this class. Combined with the newly designed large-capacity blade, it works high production.

Rated engine horsepower (Net)

237 HP (177 kW)

Hydraulically Driven Cooling Fan

The engine cooling fan's speed is electronically controlled. The fan speed depends on engine coolant, oil temperatures and the fan will only rotate as fast as is necessary to adequately cool the machine's fluid. This system increases fuel efficiency, reduces the operating noise levels and requires less horsepower than a belt driven fan.

Long Track-on-ground and Oscillating Track Frame

Long track-on-ground and oscillating track frames improve machine stability and grading/dozing performance.

Steering Speed Increase

Speeds up the outer crawler when turning, improving maneuverability and turnability.

Enhanced Steering Mode

FNR shift mode: Allows operator to optimize forward and reverse shifting response speed.

Steering mode: Improved steering performance with operator adjustable turning speed. Fast mode enables the outside track to speed up, while maintaining machine travel speed to improve maneuverability and turning.

Enhanced Blade Mode

Blade drop speed mode: New operator adjustable blade drop response, with added quick drop feature.

Blade tilt mode: Operator adjustable blade tilt response.

Blade lift mode: Operator adjustable blade lift response.

PRODUCTIVITY & WORKABILITY FEATURES

PAT DOZER

PAT Dozer with Adjustable Pitch

A power angle power tilt dozer blade with adjustable blade pitch system is available. This blade is available for the D71EX/EXi/PX/PXi-24 machines. The hydraulic blade tilt, angling function (and manually adjustable blade pitch) add versatility and productivity in a variety of applications.



Blade capacity (ISO 9246)

6.6 yd³(PX-WIDE)/6.1 yd³(PX)/5.8 yd³(EX)

Super-slant Nose Provides Excellent Blade Visibility

The D71EX/PX-24 incorporates Komatsu's super-slant nose design. Komatsu's innovative design provides excellent blade visibility for improved machine control and increased efficiency and productivity.



D71EX/EXi/PX/PXi-24

CONTROL FEATURES

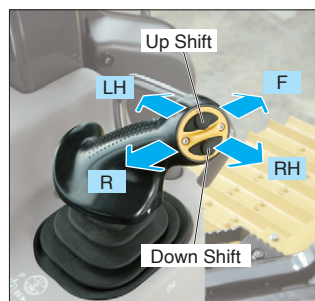


Palm Command Control System (PCCS) Levers

Komatsu's ergonomically-designed PCCS handles create an operating environment with complete operator control.

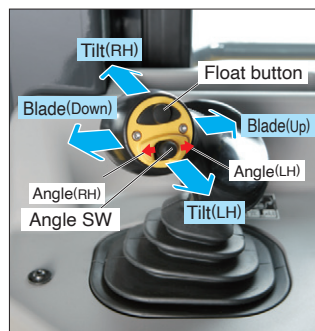
PCCS

The low-effort PCCS joystick controls all directional movements, including machine travel speed as well as counter-rotation.



Electronic Controlled Hydraulic System

The electronic controlled, palm commanded joystick provides precise blade control. New blade angling switch operation provides easier and predictable blade control.



One-Pedal Design (Decelerator/Brake Pedal) Controls Speed, During Operation

Machine operation is simple due to brake function integration into the decelerator pedal. Machine travel speed can be controlled using one pedal. The pedal function can be changed by a mode selector switch.

Decelerator mode: The pedal can decelerate engine rpms and vehicle travel speed. It can be used for all applications.

Brake mode: The pedal can decelerate vehicle travel speed while maintaining high-engine speed. This mode can be helpful to maintain work-equipment speed, while using the brake function.



WORKING ENVIRONMENT

Integrated ROPS (ISO 3471) Cab

The D71EX/EXi/PX/PXi-24 has an integrated ROPS (ISO 3471) cab. High rigidity and superb sealing performance sharply reduce noise and vibration for the operator and discourage dust from entering the cab. In addition, side visibility is increased because external ROPS (ISO 3471) structure and posts are not required.




Comfortable Ride with Cab Damper Mounting

The D71EX/EXi/PX/PXi-24's cab mount uses a cab damper system that provides shock and vibration absorption conventional mounting systems cannot match. The silicon-oil-filled cab damper mount helps to isolate the cab from the machine body, suppressing vibration and providing a quiet, comfortable operating environment.

Auxiliary Input Jack & Two Electrical Outlets

By connecting an auxiliary device to this plug input, the operator can play audio from a mobile device through the machine's sound system. Two DC 12 volt electrical outlets provide a power source for a radio or other equipment.



Multifunction Audio

It has functions of AM/FM radio and AUX, USB and Bluetooth® wireless technology enabled products can be connected.



Comfortable Ride with Heated Operator Seat

The operator seat has adjustable lumbar support, tilt and an electric heater. It is easy to adjust to the operator's shape. Also, standard seat heat makes it possible to work comfortably in the winter.



LED Lights

LED lights are equipped on of the machine. The visibility under low light environment is improved, and work at night with ease.



ADDITIONAL OPERATOR CONVENIENCE EQUIPMENT

Rear view monitor system

On the large LCD color monitor, the operator can view, through one camera, areas directly behind the machine. This camera can be synchronized with reverse operation.



Secondary engine shutdown switch

A new secondary switch has been added at the side of the front console to shut down the engine.



Operator presence sensing system

This feature locks out hydraulics under certain conditions to prevent unintentional movement when the operator is not in the seat.

TECHNOLOGY FEATURES



Large Multi-Lingual High Resolution LCD Monitor

A large, user-friendly color monitor provides easy-to-understand information for the operator. Excellent screen visibility is achieved with a high resolution LCD monitor that is easy to read at various angles and lighting conditions. Easy-to-operate switches and function keys simplify multi-function operations. The monitor displays data in 26 languages.



Multi-Monitor with Troubleshooting Function to Minimize Down Time

Various meters, gauges and warning functions are centrally arranged on the multi-monitor. The monitor simplifies start-up inspection and promptly warns the operator with a lamp and buzzer if any abnormalities occur. In addition, countermeasures are indicated in 4 levels to help prevent major machine issues. Replacement times for required planned maintenance services are also indicated.




Energy Saving Operation

Ecology guidance

In order to support efficient operation, the following four messages are displayed for fuel saving operation. These can be disabled by the operator, if desired.

- 1) Avoid Excessive Engine Idling
- 2) Use Economy Mode to Save Fuel
- 3) Avoid Hydraulic Relief Pressure
- 4) Avoid Over Load



Ecology gauge

To help the operator perform more efficiently and minimize energy consumption, an easy-to-read "ecology gauge" is displayed on the left of the multi-monitor screen.

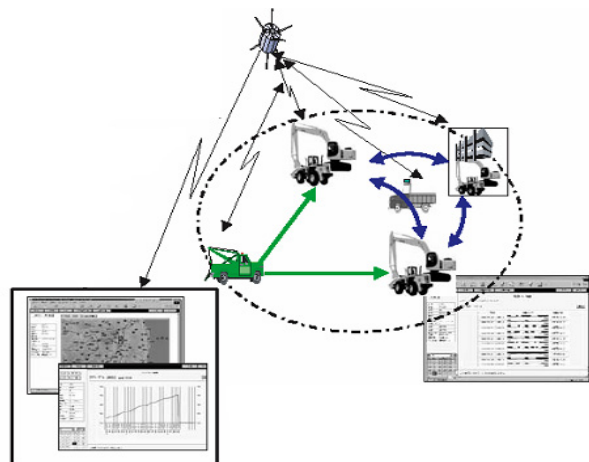
Fuel consumption display

Average fuel consumption during the day is displayed and updated every 10 seconds.

Ecological Operation Report for Assistance

KOMTRAX® is Komatsu's remote equipment and fleet monitoring system. Wireless technology and a secure Web-based application offers the information needed to make the best possible operation and management decisions. From location, actual hours worked, and fuel consumption to maintenance monitoring, abnormality codes, and load frequency, KOMTRAX creates reports that are easy to read and understand. The new D71EX/EXi/PX/PXi-24 adds the following new information for fuel consumption reduction.

- Guidance to improve fuel consumption
- Ecological operation report
- Report operation hours by operation mode (E, P, or H mode)




RELIABILITY & MAINTENANCE FEATURES

Excellent Reliability & Durability

Parallel Link Undercarriage System (PLUS)

Komatsu's new PLUS provides less downtime plus longer wear with up to 40% lower undercarriage maintenance costs. Rotating bushings eliminate the cost and downtime for bushing turns, and strengthened rollers and links increase wear life up to two times. With PLUS, individual links can be replaced with common track tools.




Modular design

Designed with durability in mind the machine, takes a modular approach utilizing castings for strength and reduction in parts.



Self-adjusting idler support

The self-adjusting idler support provides constant and even tension on idler guide plates reducing noise and vibration and increasing undercarriage life.



Dozer frame

Steel castings reduce the number of welds, improving frame rigidity and strength.

Mainframe

High-rigidity simple hull frame structure combined with thick plates and steel castings provide increased reliability and durability.



Easy Maintenance

Planned maintenance is the only way to ensure long service life from your equipment. That's why Komatsu designed the D71EX/PX-24 with conveniently located maintenance points to make necessary inspections and maintenance quick and easy.

Hydraulically-driven swing-up fan

The D71EX/PX-24 utilizes a swing-up fan with a gas strut-assisted lift system to provide easy access to the (Side-by-side) radiator, oil cooler and charge air cooler. The swing-up feature makes it easier to access cooling cores. The hydraulic fan has a cleaning mode where the fan rotates in the reverse direction and helps to clear off objects in front of the cooling areas.



Daily checks


All daily checks can be performed efficiently from the left side of the machine.

Easy sampling

Added sampling port for oil and coolant on machine, so you can sample very easily.




Engine oil — Coolant



Hydraulic oil


Equalizer bar side pins

Remote grease nipple on track-frame, so you can grease equalizer bar side pins easily.



Tie-offs

Anchor points of tie-off are installed. They are used to connect the safety belts of workers for maintenance and cleaning work.



KOMATSU PARTS & SERVICE SUPPORT



Komatsu CARE®

Program Includes:

*The D71EX/EXi/PX/PXi-24 comes standard with complimentary factory scheduled maintenance for the first 3 years or 2,000 hours, whichever occurs first.

Planned Maintenance Intervals at:

500/1000/1500/2000 hour intervals. (250 hr. initial interval for some products) Complimentary Maintenance Interval includes: Replacement of Oils & Fluid Filters with genuine Komatsu Parts, 50-Point inspection, Komatsu Oil & Wear Analysis Sampling (KOWA) / Travel & Mileage (distance set by distributor; additional charges may apply).

Benefits of Using Komatsu CARE

- Assurance of Proper Maintenance with OEM Parts & Service
- Increased Uptime & Efficiency
- Factory Certified Technicians Performing Work
- Cost of Ownership Savings
- Transferable Upon Resale

Complimentary KDPF Exchanges

The D71EX/EXi/PX/PXi-24 comes standard with 2 Complimentary KDPF Exchange Units for the first 5 years or 9,000 hours whichever occurs first. The suggested KDPF Exchange unit service intervals are 4,500 hours & 9,000 hours. End user must have authorized Komatsu distributor perform the removal & installation of the KDPF.

Complimentary SCR Maintenance

The D71EX/EXi/PX/PXi-24 also includes 2 factory suggested services of the Selective Catalytic Reduction (SCR) Diesel Exhaust Fluid (DEF) system during the first 5 years or 9,000 hours whichever occurs first. The service includes factory suggested DEF tank flush & strainer cleaning at the suggested service intervals of 4,500 hours & 9,000 hours.

Planned maintenance interval	500	1000	1500	2000
KOWA sampling – (engine, transmission, hydraulics, l/r final drives)	✓	✓	✓	✓
Lubricate machine	✓	✓	✓	✓
Change engine oil	✓	✓	✓	✓
Replace engine oil filter	✓	✓	✓	✓
Replace fuel pre-filter	✓	✓	✓	✓
Clean fuel strainer	✓	✓	✓	✓
Drain sediment from fuel tank	✓	✓	✓	✓
Replace A/C fresh and recirculation filters	✓	✓	✓	✓
Clean air cleaner element	✓	✓	✓	✓
Complete 50 point inspection form; leave pink copy with customer or in cab	✓	✓	✓	✓
Reset monitor panel maintenance counter for appropriate items	✓	✓	✓	✓
Replace fuel main filter		✓		✓
Change final drive oil		✓		✓
Replace hydraulic tank breather element		✓		✓
Replace fuel tank breather element		✓		✓
Replace DEF tank breather element		✓		✓
Change hydraulic oil				✓
Replace hydraulic filter				✓
Replace HST oil filter				✓
Replace KCCV filter				✓
Replace DEF pump filter				✓
Factory trained technician labor	✓	✓	✓	✓
2 KDPF Exchanges suggested at 4,500 Hrs and 9,000 Hrs.				
2 SCR System Maintenance Services suggested at 4,500 Hrs. and 9,000 Hrs.				

Komatsu CARE® – Advantage Extended Coverage

- Extended Coverage can provide peace of mind by protecting customers from unplanned expenses that effect cash flow
- Purchasing extended coverage locks-in the cost of covered parts and labor for the coverage period and helps turn these into fixed costs



Komatsu Parts Support

- 24/7/365 to fulfill your parts needs
- 9 parts Distribution Centers strategically located across the U.S. and Canada
- Distributor network of more than 300 locations across U.S. and Canada to serve you
- Online part ordering through Komatsu eParts
- Remanufactured components with same-as-new warranties at a significant cost reduction



Komatsu Oil and Wear Analysis (KOWA)

- KOWA detects fuel dilution, coolant leaks, and measures wear metals
- Proactively maintain your equipment
- Maximize availability and performance
- Can identify potential problems before they lead to major repairs
- Reduce life cycle cost by extending component life

* Certain exclusions and limitations apply. Refer to the customer certificate for complete program details and eligibility. Komatsu® and Komatsu Care® are registered trademarks of Komatsu Ltd. Copyright 2021 Komatsu America Corp.

KOMTRAX EQUIPMENT MONITORING



GET THE WHOLE STORY WITH
KOMTRAX®

✓ WHAT

- KOMTRAX is Komatsu's remote equipment monitoring and management system
- KOMTRAX **continuously monitors and records** machine health and operational data
- Information such as fuel consumption, utilization, and a detailed history **lowering owning and operating cost**
- KOMTRAX is **standard** equipment on all Komatsu construction products

✓ WHEN

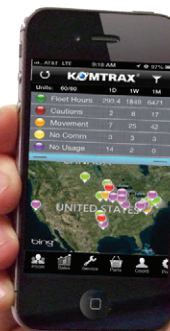
- Know when your machines are **running or idling** and make decisions that will improve your fleet utilization
- Detailed movement records ensure you know when and where your equipment is moved
- Up to date records allow you to **know when maintenance is due** and help you plan for future maintenance needs

✓ WHERE

- KOMTRAX data **can be accessed virtually anywhere** through your computer, the web or your smart phone
- Automatic alerts keep fleet managers up to date on the latest machine notifications

✓ WHY

- Knowledge is power - **make informed decisions** to manage your fleet better
- Knowing your idle time and fuel consumption will help maximize your machine efficiency
- **Take control of your equipment** - any time, anywhere




For construction and compact equipment.

SPECIFICATIONS



ENGINE

Model.....Komatsu SAA6D114E-6*
 Type..... 4-cycle, water-cooled, direct injection
 Aspiration..... Komatsu Variable Geometry
 Turbocharged, air-to-air aftercooled, cooled EGR
 Number of cylinders..... 6
 Bore x stroke..... 114 mm x 144.5 mm **4.5" x 5.7"**
 Piston displacement..... 8.85 ltr **540 in³**
 Governor.....All-speed and mid-range, electronic
 Horsepower
 SAE J1995.....Gross 179 kW **240 HP**
 ISO 9249 / SAE J1349.....Net 177 kW **237 HP**
 Hydraulic fan at maximum speed.....Net 159 kW **213 HP**
 Rated rpm.....2100 rpm
 Fan drive type.....Hydraulic
 Lubrication system
 Method.....Gear pump, forced lubrication
 Filter..... Full-flow

*EPA Tier 4 Final emissions certified

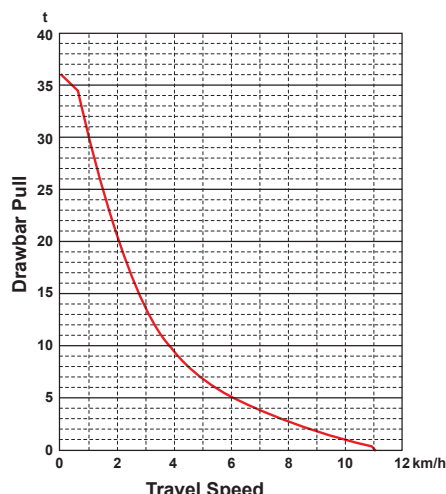


HYDROSTATIC TRANSMISSION

Dual-path, hydrostatic transmission provides extensive speed changes up to 11 km/h **6.8 mph**. The variable capacity travel motors allow the operator to select the optimum speed to match specific jobs. Travel control lock lever and neutral switch.

Travel speed (quick shift mode)*	Forward	Reverse
1st	0-3.8 km/h 0-2.4 mph	0-4.5 km/h 0-2.8 mph
2nd	0-6.5 km/h 0-4 mph	0-7.5 km/h 0-4.7 mph
2.5th	0-8.4 km/h 0-5.2 mph	0-9.3 km/h 0-5.8 mph
3rd	0-11 km/h 0-6.8 mph	0-11 km/h 0-6.8 mph
Travel speed (variable mode)	Forward	Reverse
	0.8-11 km/h 0.5-6.8 mph	0.8-11 km/h 0.5-6.8 mph

*Quick shift speeds are adjustable in the monitor.



FINAL DRIVES

In-shoe mounted axial piston type travel motors with integrated two-stage planetary gear reduction. Compact in-shoe mount can reduce risk of damage by debris. Bolt-on sprocket for easy displacement.



STEERING SYSTEM

PCCS joystick control for all directional movements. Pushing the joystick forward results in forward machine travel, while pulling it backward reverses the machine. Simply tilt the joystick to the left or right to make a turn. Tilting the joystick fully to the left or right activates counter-rotation. HST eliminates steering clutches and brakes, providing smooth, powerful turns. Fully electronic control enables smooth operation. The PCCS utilizes shift buttons to increase and decrease speed.

Minimum turning radius

D71EX-24/ D71EXi-24..... 3.1 m **10'2"**

D71PX-24/ D71PXi-24..... 3.1 m **10'2"**

D71PX-24 Wide/ D71PXi-24 Wide..... 3.3 m **10'10"**



UNDERCARRIAGE

Suspension..... Oscillating-type with equalizer bar and pivot shafts
 Track roller frame.....Monocoque, large section, durable construction

Rollers and idlers.....Lubricated track rollers

Lubricated tracks

Parallel Link Undercarriage System (PLUS) with lubricated rotating bushings for extended system wear life and lower maintenance costs. Track tension is adjusted easily with grease gun.

	D71EX-24/ D71EXi-24	D71PX-24/ D71PXi-24	D71PX-24 Wide/ D71PXi-24 Wide
Number of track rollers (each side)	8	8	8
Type of shoes (standard)	Single grouser	Single grouser	Single grouser
Number of shoes (each side)	45	45	45
Grouser height	mm in 65 2.6"	65 2.6"	65 2.6"
Shoe width (standard)	mm in 610 24"	760 30"	915 36"
Ground contact area	cm ² ft ² 39960 43	49780 53.6	59930 64.5
Ground pressure (with dozer, ROPS cab) (ISO 16754)	kPa psi 43 6.3	40 5.8	35 5.0
Track gauge	mm ft.in 2230 7'3"	2230 7'3"	2385 7'10"
Length of track on ground	mm ft.in 3275 10'8.9"	3275 10'8.9"	3275 10'8.9"



SERVICE REFILL CAPACITIES

Coolant..... 54.5 ltr **14.4 U.S. gal**
 Fuel tank..... 439 ltr **116.0 U.S. gal**
 Engine oil..... 30.5 ltr **8.1 U.S. gal**
 Hydraulic tank..... 154 ltr **40.7 U.S. gal**
 Final drive (each side)..... 10 ltr **2.6 U.S. gal**
 DEF tank..... 20 ltr **5.3 U.S. gal**



OPERATING WEIGHT (APPROXIMATE)

Tractor weight:

Including ROPS (ISO 3471) cab, U frame for PAT dozer, rated capacity of lubricant, coolant, full fuel tank, operator and standard equipment.

D71EXi-24..... 21350 kg **47,069 lb**

D71PXi-24..... 21800 kg **48,061 lb**

D71PXi-24 Wide..... 22500 kg **49,604 lb**

Operating weight:

Including PAT dozer, ROPS (ISO 3471) cab, operator, standard equipment, rated capacity of lubricant, coolant and full fuel tank.

D71EX-24..... 22600 kg **49,824 lb**

D71PX-24..... 23100 kg **50,927 lb**

D71PX-24 Wide..... 23900 kg **52,690 lb**

D71EXi-24..... 22700 kg **50,045 lb**

D71PXi-24..... 23200 kg **51,147 lb**

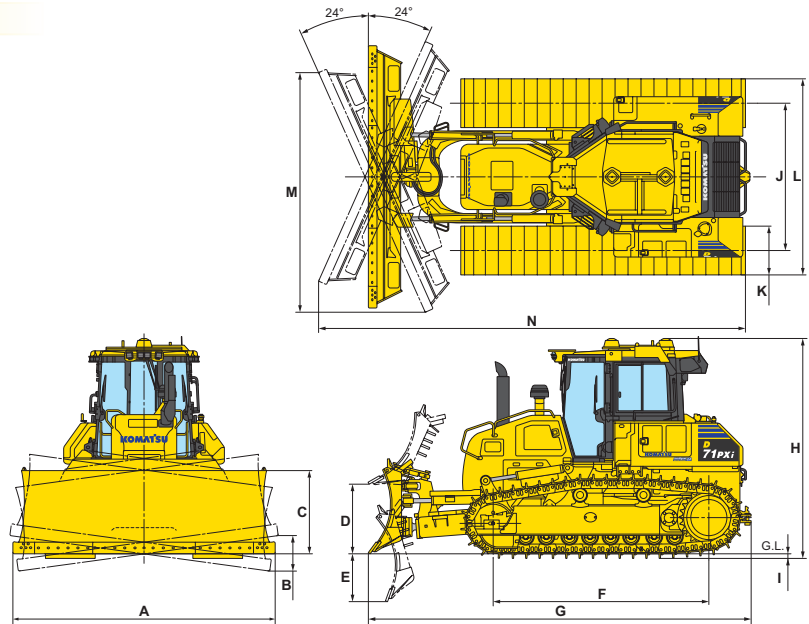
D71PXi-24 Wide..... 24000 kg **52,911 lb**



DIMENSIONS

	D71EX-24/ D71EXi-24	D71PX-24/ D71PXi-24	D71PX-24 Wide/ D71PXi-24 Wide
A	3870 mm 152"	4010 mm 158"	4295 mm 169"
B	500 mm 20"	515 mm 20"	555 mm 22"
C	1265 mm 50"	1265 mm 50"	1265 mm 50"
D	1090 mm 43"	1090 mm 43"	1090 mm 43"
E	705 mm 28"	705 mm 28"	705 mm 28"
F	3275 mm 129"	3275 mm 129"	3275 mm 129"
G	5810 mm 229"	5810 mm 229"	5810 mm 229"
H	3330 mm 131"	3330 mm 131"	3330 mm 131"
I	65 mm 3"	65 mm 3"	65 mm 3"
J	2230 mm 88"	2230 mm 88"	2385 mm 94"
K	610 mm 24"	760 mm 30"	915 mm 36"
L	2840 mm 112"	2990 mm 118"	3300 mm 130"
M	3575 mm 141"	3705 mm 146"	3970 mm 156"
N	6515 mm 256"	6540 mm 257"	6600 mm 260"

Ground clearance 410 mm **1'4"**



HYDRAULIC SYSTEM

Closed-Center Load Sensing System (CLSS) designed for precise and responsive control, and for efficient simultaneous operation.

Hydraulic control unit:

All spool control valves externally mounted remote to the hydraulic tank. Piston-type hydraulic pump with capacity (discharge flow) of 235 ltr/min **62.3 U.S. gal/min** at rated engine rpm.

Relief valve setting 28.8 MPa 294 kg/cm² **4,177 psi**

Hydraulic cylinders Double-acting, piston type

	Number of cylinders	Bore
Blade lift	2	120 mm 4.7"
Blade tilt	1	130 mm 5.1"
Blade angle	2	110 mm 4.3"

Hydraulic oil capacity (refill):

Power angle tilt dozer 154 ltr **40.7 U.S. gal**

Control valves:

3-spool control valve for Power Angle Tilt dozer

Positions:

Blade lift Raise, hold, lower, and float

Blade tilt Right, hold, and left

Blade angle Right, hold, and left

Additional control valve required for ripper

Positions:

Ripper lift Raise, hold, and lower



DOZER EQUIPMENT

	Overall Length With Dozer mm ft.in	Blade Capacity m ³ yd ³	Blade Width x Height mm ft.in	Max. Lift Above Ground mm ft.in	Max. Drop Below Ground mm ft.in	Max. Tilt Adjustment mm ft.in	Additional Weight kg lbs
D71EX-24/D71EXi-24	5810	4.42	3870 x 1265	1090	705	500	0 0
Power Angle Tilt Dozer	19'1"	5.8	12'8" x 4'2"	42.9"	27.76"	19.7"	(Included)
D71PX-24/ D71PXi-24	5810	4.65	4010 x 1265	1090	705	515	0 0
Power Angle Tilt Dozer	19'1"	6.1	13'2" x 4'2"	42.9"	27.76"	20.3"	(Included)
D71PX-24 Wide/ D71PXi-24 Wide	5810	5.02	4295 x 1265	1090	705	555	0 0
Power Angle Tilt Dozer	19'1"	6.6	14'1" x 4'2"	42.9"	27.76"	21.9"	(Included)

Blade capacities are based on the SAE recommended practice J1265.

Use of high-tensile-strength steel in moldboard for strengthened blade construction.



STANDARD EQUIPMENT FOR BASE MACHINE*

- Air cleaner, double element with dust indicator
- Air suspension seat with operator presence sensing system
- Alternator, 24 V/90 A
- Backup alarm
- Batteries, 2 x 12 V/140 Ah
- Closed engine hood
- Color monitor, Liquid Crystal Display (LCD)
- Decelerator/brake pedal (Single pedal)
- Engine intake precleaner (Auto eject)
- Expansion tank
- Fuel prefilter with water separator
- High mount foot rests
- Hitch type drawbar
- Hydraulically driven cooling fan with clean mode
- Komatsu Diesel Particulate Filter (KDPF) with curved exhaust pipe
- Locks, filler caps and covers
- Radiator mask, swing up
- Rear view monitor system
- Starting motor, 11 kW/24 V
- Steering system: HST system
- Tie-offs
- Track roller guard, center and end section
- Track shoe assembly
 - Parallel Link Undercarriage System (PLUS) link
 - 610 mm **24"** single grouser shoe (EX)
 - 760 mm **30"** single grouser shoe (PX)
 - 915 mm **36"** single grouser shoe (PX wide)
- Underguards: Oil pan and hydraulic pumps
- ROPS cab***
 - Air conditioner (A/C)
 - AUX-injack
 - Cab accessories
 - 12 V x 2 power supply
 - Cup holder
 - Rear view mirror
 - Front pull hook
 - LED lights
 - Multifunction Audio
 - Work lamps (Front 4, rear 2)

* Dozer assembly and rear mounted equipment are not included in base machine standard equipment

** Cab meets ROPS (ISO 3471) and FOPS (ISO 3449) Level 2 standards



OPTIONAL EQUIPMENT

- Hydraulics for ripper (EXI)
- Long drawbar
- Scoop holder
- Tool kit
- Track roller guard, full length

Multi-shank ripper (For D71EX-24)

Weight (including hydraulic control unit) 1780 kg **3,924 lb**

Beam length 2170 mm **7'1"**

Maximum lift above ground 640 mm **2'1"**

Maximum digging depth 580 mm **1'11"**



EN-D71-71i-24BR02-0321-V1

©2021 Komatsu America Corp.

Printed in USA

AD03 (POD)

03/21 (EV-1)

KOMATSU®

Note: All comparisons and claims of improved performance made herein are made with respect to the prior Komatsu model unless otherwise specifically stated.

www.komatsuamerica.com

Komatsu America Corp. is an authorized licensee of Komatsu Ltd. Materials and specifications are subject to change without notice

KOMATSU®, Komatsu Care®, and KOMTRAX® are registered trademarks of Komatsu Ltd.

All other trademarks and service marks used herein are the property of Komatsu Ltd., Komatsu America Corp. or their respective owners or licensees.

D71EX/EXi/PX/PXi-24