



COMBI M II - 3

KS 35 - 6

POWER 70S - 10

POWER 100S - 14

RANGE OF PALAX FIREWOOD PROCESSORS

Common features

Discharge conveyor

A common feature of all machines is the redesigned, 4,3 m long and 0,2 m wide foldable firewood conveyor. The conveyors of all the machines are powered by a hydraulic motor that enables them to be swung by about 2,2 m to the side.

The conveyor of the large Power 100 model is 0,35 m wide. The swinging conveyor considerably increases productivity. For example, trailers can be filled up or two bag-stands used simply by swinging the conveyor.

The top and underside structures of the conveyor are completely open. This feature in practice eliminates all disturbances in operation and at the same time improves the safety.

The conveyor now comes with two strong chains, plastic scrapers and automatic tightening of the chains. In the robust Palax Monster model, using two chains has proved to be a reliable and trouble-free construction under all operating conditions.

Automatic tightening of the V-belts

The transmission of the tractor-powered models features automatic tightening of the V-belts between the angular gear and the blade shaft. The automatic tightening requires less servicing and consequently reduces strain on the transmission, thus increasing its service life.

Palax Combi M II

The Palax Combi M, which has been in production for almost 30 years, represents the traditional line of firewood processors. The machine is an efficient and reliable basic unit. Equipped with

a hard-metal blade, it is well suited to general processing of all kinds of trees under 25 cm in diameter.

Palax KS 35 Ergo and KS 35 s

The Palax KS 35 Ergo is a firewood processor equipped with a 15" chainsaw, in-feed conveyor and hydraulic transmission. This machine is an ideal choice for farm use where tree diameters vary greatly but do not exceed 35 cm. KS 35 s is efficient choice for professional use where tree diameters vary greatly.

Palax Power 70 and 70s

The very efficient firewood processors in the Power 70 and 70s range are equipped with a 700 mm overhead hard-metal blade and an in-feed conveyor. The Palax Power 70 s is the most powerful option for processing trees under 25 cm in diameter.

Palax Power 100 s

The machines in the robust Palax Power 100s range are equipped with a 1000 mm overhead hard-metal blade, a thrust force of 16 tons and fully hydraulic control. The machine is at its best when processing beech or oak. The maximum tree diameter allowed is 40 cm.

Safety

Safety has always been the primary objective when designing Palax products. The Palax 600 Combi range was the first European firewood processor brand to gain CE approval.





PALAX[®]
KS 35 ERGO



PALAX[®]

FIREWOOD PROCESSORS

PALAX KS 35 ERGO

KS 35 Ergo is a modern easy-to-operate Firewood Processor with a 15" chainsaw. Thanks to the lateral path of motion of the crosscut handle on a level with the operator's pelvis instead of the traditional from up to down movement, the operating ergonomics of the machine is excellent. The standard configuration comprises a 2,2-m long and 20-cm wide in-feed conveyor, a 4,3-m long, swinging and folding discharge conveyor as well as an automatic lubricator for the saw-chain with a separate tank. This machine is the optimal choice where the diameter of the trees being processed varies a lot. The maximum cutting diameter is 35 cm.

Transporting and storing the machine is really easy


Thanks to its foldable conveyor, the machine fits into a small space. The machine is 2.85 m wide, 2,4 m high and 0,95 m deep. Putting the machine into operation is easy and fast.

The machine is always delivered ready-assembled

The in-feed conveyor and the discharge conveyor are equipped with easy-to-use quick-releases. In addition the discharge conveyor is fitted with a lift as standard. This means operations may be started quickly without having to use any tools.

Operating controls of the KS 35 s

The chainsaw and the in-feed conveyor are controlled completely hydraulically by a joystick-valve. The height position of the splitting wedge is controlled hydraulically. The speed of the splitting cylinder is determined by the automatic high-speed valve, which is supplied as a standard feature. Hydraulic quick-connectors are provided for the external log-lifting deck.



Unobstructed and spacious splitting chute


The ram pushes the tree in one piece from the higher in-feed chute A to the lower splitting chute B. This enables lowering of the splitting wedge even during operations, if necessary. Before a small log may be split into two pieces, the vertical wedges must be lifted to the upper position.

Clean firewood

The debris drops down through the grate with large holes in the bottom of the splitting chute and as a result the processed firewood is of even measure, clean and dries out quickly.

Automatic high-speed valve is available as an option, in S-model as standard

The automatic high-speed valve considerably speeds up the operation of the machine. Small trees are split up at high speed. While splitting thick logs, the approach stroke occurs at high speed but decelerates at the start phase of the splitting. Then, as the force requirement again decreases, the high-speed motion resumes immediately.



Precise length adjustment

The machine comes with a log-stop that always swings to the rear for the crosscut movement. This ensures the log falls unobstructed into the splitting chute. The log-stop guides are equipped with ball bearings. The length of the log can be adjusted from 20 to 60 cm.

Easy to maintain

Maintenance of the saw-chain is easy, thanks to its design. After undoing the two bolts, the protective covers fold up, enabling easier sharpening of the saw-chain and leaving enough space for service operations.



Safe in-feed channel and an easy-to-use tree clamp


The clamp depresses the tree on the upside and keeps it in position throughout the crosscut operation. The sharp-crested rotating roller on the clamp prevents the tree from moving during the crosscut operation. A hydraulic clamp is available as an option. The hydraulic clamp automatically locks the tree in position against the deck for cutting. The clamp is supplied as optional equipment for the Ergo model and as standard in the S model.



Self-cleaning in-feed conveyor

The drive and return rollers of the in-feed conveyor are equipped with efficient scrapers, which keep the rollers clean under all conditions.

This feature is even more significant in winter as snow is not able to gather and pack between the roller and the belt.




Reliable and easy-to-operate height adjustment of the splitting wedge

Height position of the splitting wedge is adjusted by means of the control lever A equipped with a friction lock.

A robust two-way / four-way wedge comes as standard. The splitting wedge is attached by means of quick-release B.


The conveyor C can be locked in 5 different positions. The quick-lock is released by foot. Hydraulic height adjustment of the wedge is available as an option.



Automatic lubricator of the chainsaw

The lubricator applies lubricant to the saw-chain reliably and smoothly but only during the cutting operation.

Precise adjustment of the oil-flow. The automated lubrication is the best means for saw-chain lubrication.



A 4,3 m long, open and unobstructed discharge conveyor.

The discharge conveyor with polyethylene scrapers, two chains and gear drive is driven by a hydraulic motor. Even high trailers can be loaded with a conveyor of standard length.

As both the top and the underside of the conveyor are completely open, operations are reliable under all conditions.

Increased productivity with swinging discharge conveyor

Release the swing lock simply by depressing it by foot. The conveyor can be swung by about 2,2 m to the side and can be locked in five different positions. This speeds up the loading operation noticeably. If you are processing firewood in bags, you can use two stands.

PALAX KS 35 TECHNICAL DATA

<i>Feature X =Standard L= Optional, 0= Not available</i>	TR/ OHD.ERGO	SM 7,5 kW ERGO	S TR	S SM 7,5 kW
HYDRAULICS				
Hydraulic oil VGA 32 40 l	L	L	L	L
Splitting cylinder, 5,6 tons / 8 tons	X	X	X	X
Flow of hydraulic pumps	40 / 30 l/ min	40 / 30 l/ min	40 / 30 l/ min	40 / 30 l/ min
Articulated shaft at 400 r.p.m. or electric motor				
Automatic high-speed valve	L	L	X	X
Additional hydraulic circuit for external log-deck	X	X	X	X
TRANSMISSION				
Articulated shaft, suitable size e.g. Bondioli 143	L	0	L	0
Electric motor 7,5 kW/16A	0	X	0	X
OUTPUT				
Speed standard/high-speed with 5,6 t	5/ 3,3 sec.	5/ 3,3 sec.	5/ 3,3 sec.	5/ 3,3 sec.
Cutting length 25...60 cm	25...60 cm	25...60 cm	25...60 cm	25...60 cm
Max. diameter of the tree	35 cm	35 cm	35 cm	35 cm
CHAINSAW				
Chainsaw driven by hydraulic motor	X	X	X	X
15" sawbar/ chain	X	X	X	X
Automatic lubricator, separate tank, volume 2 litres	X	X	X	X
SPLITTING OF LOG				
Splitting wedge 2/4	X	X	X	X
Splitting wedge 2/6	L	L	L	L
Stepless height adjustment of the splitting wedge	X	X	Hydr.	Hydr.
Quick-release of splitting wedge	X	X	X	X
Log-stop, gives way automatically	X	X	X	X
Debris removal grate in the splitting chute	X	X	X	X
Control/operating levers with ball bearings	X	X	X	X
DISCHARGE CONVEYOR				
Palax 43 scraper conveyor, length 4,3 m, with 2 chains	X	X	X	X
Lifting winch for conveyor	X	X	X	X
Conveyor swings by 2,2 m to the side, quick-release	X	X	X	X
Automatic tightening of the chains	X	X	X	X
IN-FEED CONVEYOR				
In-feed conveyor 200 x 2200	X	X	X	X
Debris removal scrapers at drive and return rollers	X	X	X	X
Hydraulic tree clamp	L	L	X	X
DIMENSIONS AND WEIGHT				
Length, incl. conveyor 4.3 m	2850	2850	2850	2850
Width, incl. conveyor 4.3 m	950	950	950	950
Height, incl. 4.3 m conveyor	2390	2390	2390	2390
Weight	720	780	804	864

Log-decks, high-output cleaners and bag-packing equipment



Robust Palax Mega log-deck for big trees

Equipped with a step feeder and a hydraulic in-feed deck with chain-drive. The deck is equipped with four 4-meter long chain beams. The chains may be driven both forward and reverse. Capacity about 10...12 cubic metres. As optional tipping extra beams 3 m.



Light log-deck Palax Log

Light Palax Log log-decks for Combi M, KS 35 and Power 70 machines. The stand can also be equipped with a hydraulic feed roller which makes handling of long logs easier. Capacity about 4...6 cubic metres.



Palax Motti bag-packing stands are very handy for storing and retail sales. In bags the firewood dries out quickly. Storing of the bags is also easy as 2 bags can be stacked one on top of the other on a level surface. The bags make also good retail packages. The bags are made of UV-protected polypropylene so they endure the UV-radiation from the sun. The bags may be reused several times and they can be disposed of by burning.



Palax Cleaner

High-output cleaner Palax Cleaner with efficient rotary debris removal cylinder. The cylinder can also be equipped with an extension conveyor for, for example, easy filling of bags. Powered by electric motor.

Filling firewood bags is easy with Palax Packer and Motti bag-packing equipment



Put the firewood in the box, pull over the bag, turn around and bind. Place the bags onto the pallet. A EURO-pallet, = (0,8 m x 1,2 m) may take. 25 pcs of 35 l bags = about 0,88 stacked cubic metres of firewood. A FIN-pallet, (1 m x 1,2 m) takes 30 bags = about 1,05 stacked cubic metres.



Manufacturer:

PALAX®

Ylistaron Terästäkomo Oy, Lahdentie 9, FI-61400 YLISTARO
Tel. +358 (0)6 474 5100, Fax +358 (0)6 474 0790
www.palax.fi

Sales: