



### Leading Through Innovation

**Engine**  
Model Cummins QSL9, Tier 4 Final  
Net Power 305 HP (224 kW)

**Operating Weight**  
R-HD / track 130,072 lb (59,000 kg)

**Reach**  
standard 56'6" (17.23 m) (stick pin)  
optional up to 62'8" (19.11 m) (stick pin)

**Magnet System**  
rating 25 kW

# 840E R-HD

# SENNEBOGEN

# Technical Specifications 840 R-HD “E”

## ENGINE

model	Cummins QSL9-C300
type	in-line, 6 cylinder, cooled exhaust gas recirculation, water cooled
emission	EPA Tier 4 Final
net power	305 HP (224 kW) @ 2,000 rpm
injection	high pressure common-rail
displacement	8.9 L (543.1 cu.in.)
bore	4.49 in (114 mm)
stroke	5.69 in (145 mm)
aspiration	turbo charged, charge air cooled
fuel tank	165 gal (625L)
air filtration	direct flow filtration system dual stage filter with pre-filter
control	integrated ECM automatic idle - stop eco mode

## ELECTRICAL

alternator	24 V / 100 Amp
starter	24 Vm 7.8 kW
battery	2 x 12 V, 150 Ah
lights	2 x cab roof, type halogen 2 x frame upper carriage, type H4

## HYDRAULIC SYSTEM

system type	LUDEV load sensing pilot pressure controlled open center
pump type	variable-displacement axial-piston pump
max. pump flow	196 gpm (740 l / m)
max. pressure	5,076 psi (350 bar)
hydraulic tank	132 gal (500 L)
hydraulic system	180 gal (680 L)
filtration	dual filtration system 3 micron (HydroClean)

## COOLING

cooling type	cool-on-demand, suction-type fan system, side by side
hydraulic / water	hydraulic fan drive axial piston pump, reversible fan thermo- statically controlled, closed loop system
charge air	direct fan drive

## SWING SYSTEM

swing speed	0 - 8 rpm
swing hydraulic drive	open loop 2 x axial piston motor driving planetary gearbox, integrated brake valves
swing brake	multidisc brake, spring loaded
swing bearing	external teeth, sealed ball bearing

## TRAVEL / UNDERCARRIAGE

type	crawler R44D/380
system	mechanical adjustable wide gauge
drive	independent driven by an axial piston motor through a compact planetary
travel speed	0 - 1.4 mph (0 - 2.3 km/h)
shoes	27.6”(700 mm) (triple grouser)
crawler	B7 maintenance free
steering	foot pedals / levers
safety	travel alarm

## REFILL CAPACITIES

fuel tank	165 gal (625 L)
engine cooling system	15.85 gal (60.0 L)
engine oil w / filter	7.53 gal (28.5 L)
hydraulic tank	132 gal (500 L)
hydraulic system	180 gal (680 L)
swing gear (each)	1.06 gal (4.0 L)
final drive (each)	2.38 gal (9.0 L)
swing ring lubrication reservoir	0.26 gal (1.0 L)
central lubrication reservoir	5.5 lb (2.5 kg)
diesel exhaust fluid	7.93 gal (30 L)

## MAGNET SYSTEM

rating	25 kW
voltage (magnetized)	230 V
current (cold condition)	109 Amps
controller	Hubbell
generator	Baldor
drive	hydraulic

## WEIGHT

operating weight	130,072 lb (59,000 kg)
------------------	------------------------

# Standard / Optional Equipment 840 R-HD “E”

ENGINE	
Water separator in fuel line	●
Automatic idle / engine stop control	●
Eco mode	●
Visual fuel tank check	●
Engine block & water separator pre-heater	○

ELECTRIC	
Battery disconnect switch	●
Centralized fuse box	●
Battery jump start connection from ground level	●

HYDRAULIC	
Pilot pressure controlled variable displacement pump	●
Thermostatically controlled cooling system	●
Centralized hydraulic test ports	●
Protection covers for pilot pressure control valves	●
3 micron dual filtration system	●
Load sensing, flow on demand hydraulic system	●
Optimized hydraulic pump regulation (GLR)	●
Visual hydraulic tank check from ground level	●
Attachments open, close & rotation hydraulics	●
Hydraulic tank shut off valve	●
Electrical hydraulic tank pre-heater	○
Biodegradable hydraulic oil	○
Hydraulic circuit for scrap shear	○
Hydraulic circuit for hammer, breaker	○
Additional hydraulic circuits	○
Attachment return filtration filters (60 µm)	○

UPPER CARRIAGE	
Rearview & right side view camera system	●
Automatic lubrication system	●
Anti-slip mats on walking area	●
Lockable side doors	●
Handrails on top of upper carriage	●
Mirror left side	●
Removable panels	●
Additional light package	○
Custom colors	○
Seawater paint coating	○

OPERATORS CAB (maXCab)	
Hydraulic elevating cab system E270	●
Multi adjustable, air suspended operators seat	●
3” (76 mm) seat belt	●
Seat heater	●
Automatic climate control (heater / AC)	●
Air outlets w / defroster	●
Storage area for lunch box	●
Large cup holder	●
Fire extinguisher	●
Tinted windows with safety glass	●
Door window as sliding window	●
AM / FM Radio with CD player & speakers	●
Removable floor mat	●
SenCon diagnostic system	●
Multicolor Monitor	●
Tilt out front window	●
Halogen light package on cab roof	●
Mechanical hour meter	●
Sliding door	●
Catwalk w / handrail	●
12 V / 24 V power outlet	●
Windshield wiper and washers	●
Emergency exit hammer	●
Safety lever	●
Sun shades	●

OPERATORS CAB (maXCab)	
Interior lighting	●
Rain cover front window	●
Outside mirror	●
Optical and acoustic warning system	●
Positive filtered ventilation (pressurized cab)	●
Safety check valves for elevating cab cylinder	●
Foot rest	●
maXCab industry	○
Windshield protection guard	○
Skylight protection guard	○
Skylight FOPS guard	○
Bullet proof windshield	○
Bullet proof skylight	○
Polycarbonate side windows	○
Additional light package	○
Fixed cab elevation	○
Hydraulic elevating up and out cab E300/260	○
Operators cab with floor window	○
Additional cameras	○

UNDERCARRIAGE	
Heavy duty designed material handling under carriage	●
Crawler under carriage with removable tracks	●
Heavy duty crawler track frame	●
27.6” (700 mm) triple grouser track shoes, canted	●
Maintenance free crawlers B6	●
Hydraulic chain tension device	●
Travel alarm	●
31.5” (800 mm) triple grouser track shoes, canted	○
27.6” (700 mm) forged flat track shoes, canted	○
Crawler under carriage with hydraulic adjustable tracks	○

WORKING EQUIPMENT	
Purpose built material handling boom	●
Purpose built material handling stick	●
Attachment hydraulic line connections with ball valves	●
Boom position 1	●
Safety check valves for stick cylinders	●
Safety check valves for boom cylinders	●
Cylinder end position dumping	●
Boom hoist limitation	●
Bronze bushings connected to automatic lubrication system	●
Stick limitation	●
Halogen light package boom	○
Purpose built material handling stick with reversing linkage	○
Purpose built material handling boom for scrap shears	○
Boom position 2	○

MAGNET SYSTEM	
Hydraulic driven generator	●
Magnet controller	●
Magnet suspension link	○

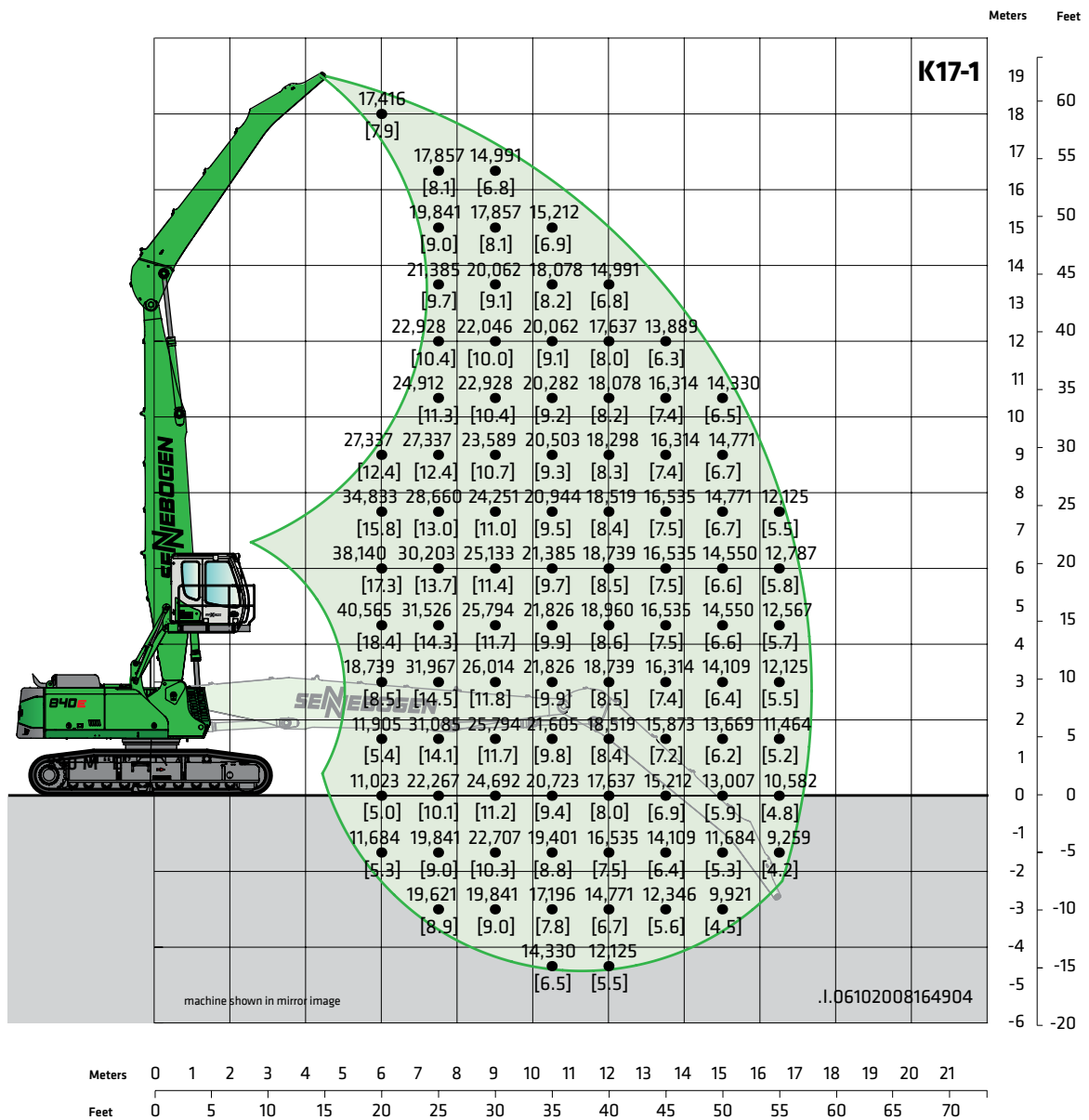
ATTACHMENTS	
Orange peel grapple	○
Mag grapple	○
Clamshell	○
Magnet	○
Log grapple	○
Scrap shear	○
Power attachment	○
Pipe handler	○
Live heel	○

SWING SYSTEM	
360° protection cover, removable	●
Manual operated swing gear pinion lubrication system	●

Subject to technical modification.

Standard Equipment ●  
Optional Equipment ○

# 840 R-HD "E" Lift Capacities



## Working Equipment K17-1

reach	56'6" (17.23 m)
boom	34'9" (10.6 m)
stick	23'4" (7.1 m)
boom pos.	1

## Operator's Cab

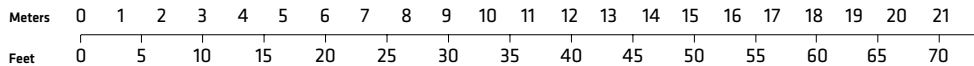
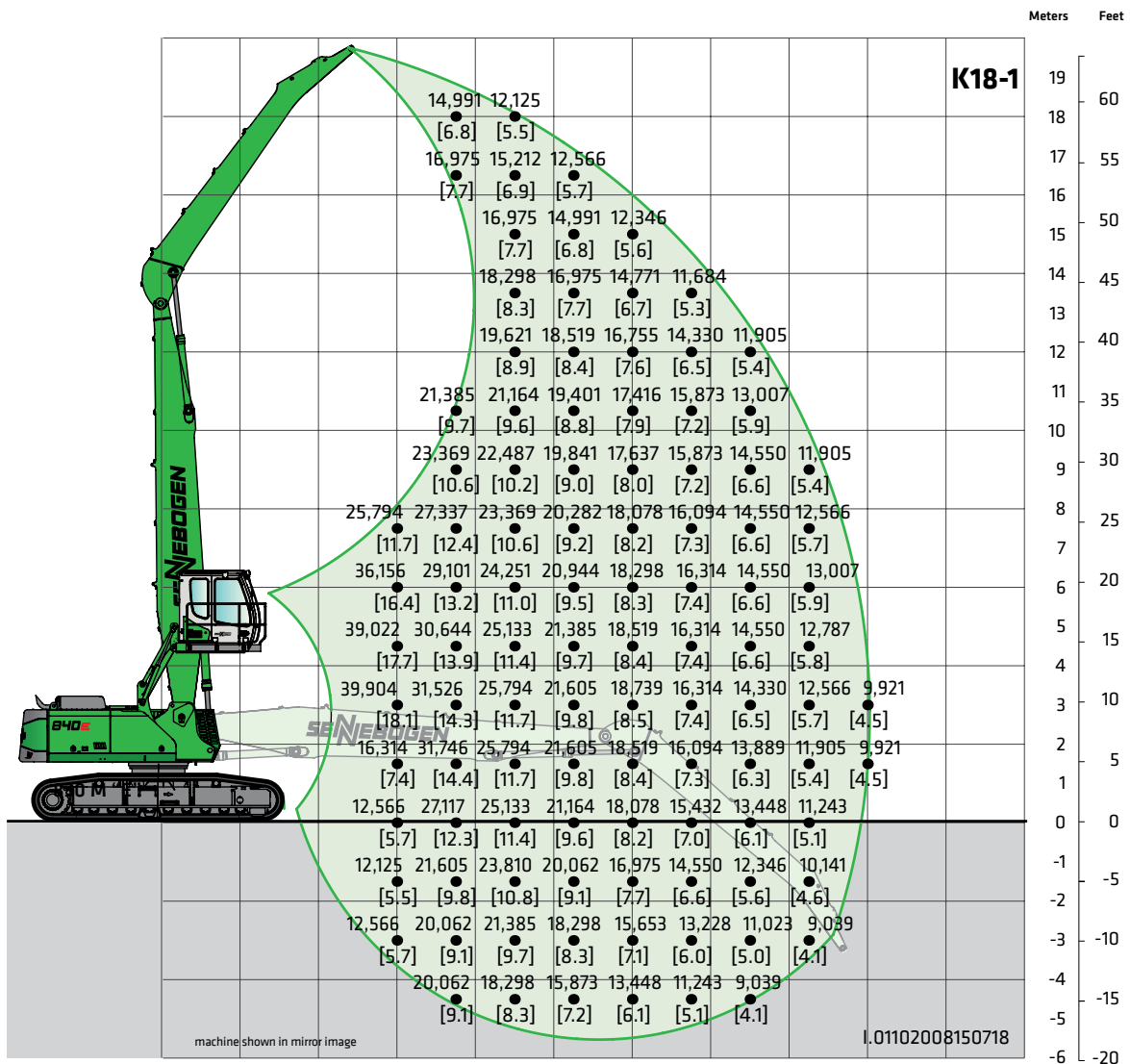
model	E270 maXCab
hydraulic elevating up	
8'8" (2.65 m) elevation	
eye level	approx. 19' (5.8 m)

## Undercarriage

model	R44D/380
tracks	B7
triple grouser shoes	
27.6" (700 mm)	

Lift capacities are stated in pounds. Values in [ ] are stated in metric tons. Indicated figures are based on ISO 10567 and do not exceed 75% or tipping and 87% of hydraulic capacity and machine standing on firm, level supporting surface. Loads are valid for 360° with standard grousers and fully extended tracks. Lifting capacities do not include working equipment such as orange peel grapples, magnets, clamshells, etc. The load point is the center line of the attachment pivot mounting pin on the stick. Their weights must be deducted from the numbers indicated in the lift charts. Please contact Sennebogen or your local dealer for optimum attachment selection. The operator / user of the machine should be fully acquainted with the operator's & safety manual provided by Sennebogen. Capacities apply only to the machine as originally manufactured and equipped by Sennebogen.

# 840 R-HD "E" Lift Capacities



## Working Equipment K18-1

reach	59'3" (18.06 m)
boom	34'9" (10.6 m)
stick	26'3" (8.0 m)
boom pos.	1

## Operator's Cab

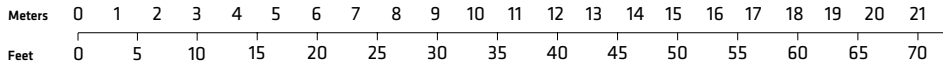
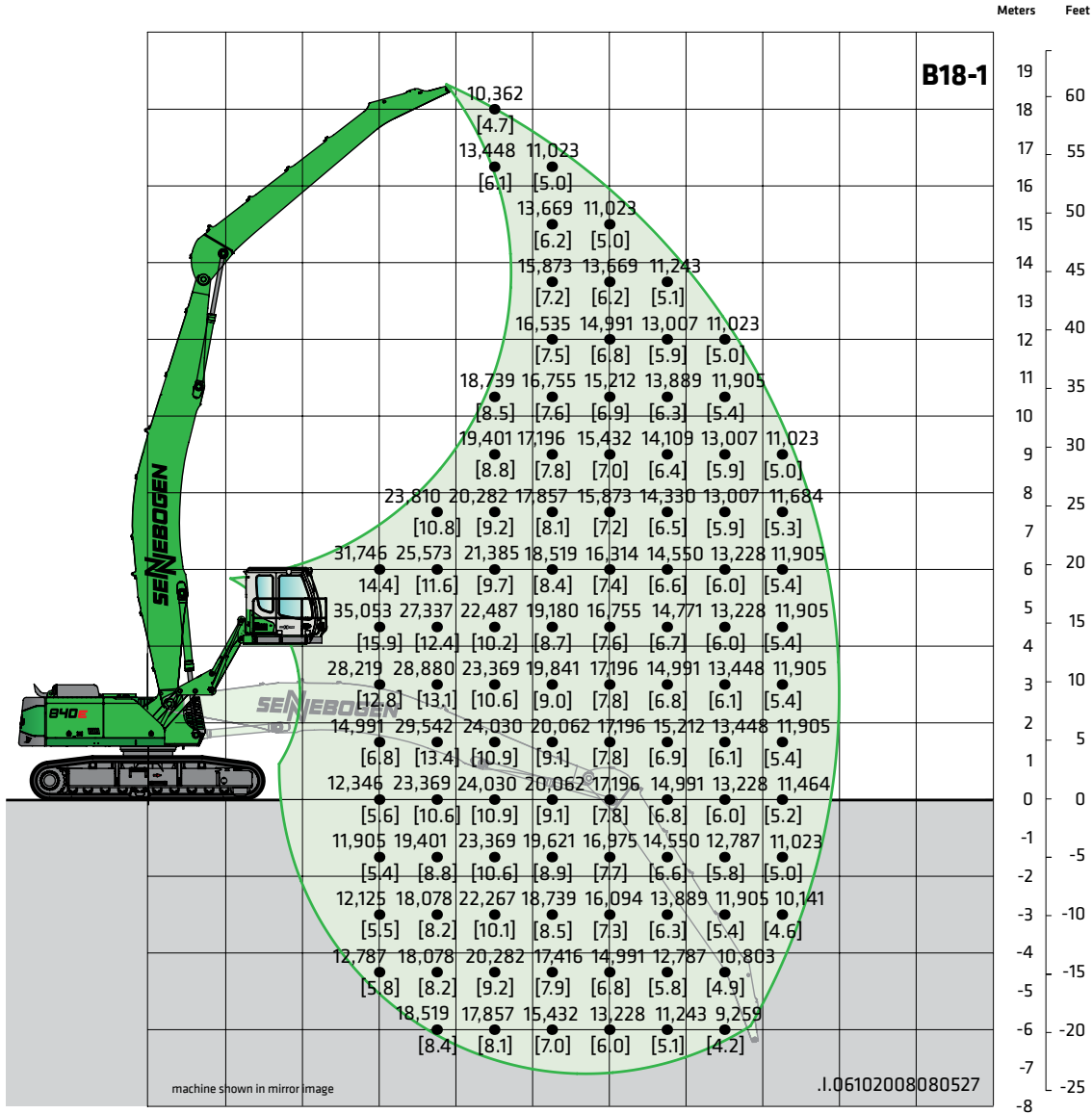
model	E270 maXCab
	hydraulic elevating up
	8'8" (2.65 m) elevation
eye level	approx. 19' (5.8 m)

## Undercarriage

model	R44D/380
tracks	B7
	triple grouser shoes
	27.6" (700 mm)

Lift capacities are stated in pounds. Values in [ ] are stated in metric tons. Indicated figures are based on ISO 10567 and do not exceed 75% or tipping and 87% of hydraulic capacity and machine standing on firm, level supporting surface. Loads are valid for 360° with standard grousers and fully extended tracks. Lifting capacities do not include working equipment such as orange peel grapples, magnets, clamshells, etc. The load point is the center line of the attachment pivot mounting pin on the stick. Their weights must be deducted from the numbers indicated in the lift charts. Please contact Sennebogen or your local dealer for optimum attachment selection. The operator / user of the machine should be fully acquainted with the operator's & safety manual provided by Sennebogen. Capacities apply only to the machine as originally manufactured and equipped by Sennebogen.

# 840 R-HD "E" Lift Capacities



## Working Equipment B18-1

reach	59' (17.99 m)
boom	36'1" (11.0 m) banana
stick	26'3" (8.0 m)
boom pos.	1

## Operator's Cab

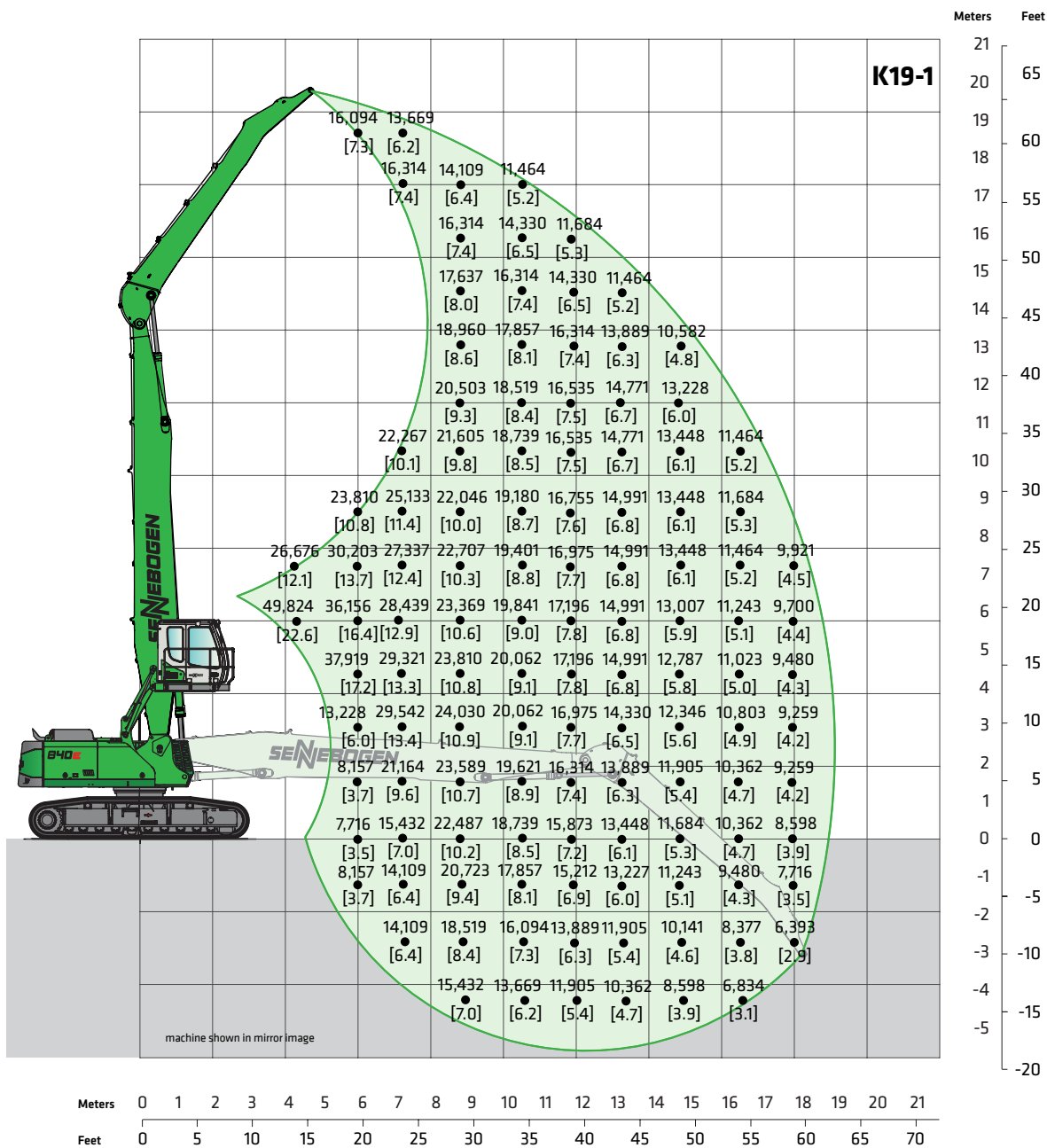
model	E300/260 maXCab hydraulic
	elevating and forward
	moving (optional)
eye level	approx. 20'4" (6.2 m)

## Undercarriage

model	R44D/380
tracks	B7
	triple grouser shoes
	27.6" (700 mm)

Lift capacities are stated in pounds. Values in [ ] are stated in metric tons. Indicated figures are based on ISO 10567 and do not exceed 75% or tipping and 87% of hydraulic capacity and machine standing on firm, level supporting surface. Loads are valid for 360° with standard grousers and fully extended tracks. Lifting capacities do not include working equipment such as orange peel grapples, magnets, clamshells, etc. The load point is the center line of the attachment pivot mounting pin on the stick. Their weights must be deducted from the numbers indicated in the lift charts. Please contact Sennebogen or your local dealer for optimum attachment selection. The operator / user of the machine should be fully acquainted with the operator's & safety manual provided by Sennebogen. Capacities apply only to the machine as originally manufactured and equipped by Sennebogen.

# 840 R-HD "E" Lift Capacities



## Working Equipment K19-1

reach	62'8" (19.11 m)
boom	38'4" (11.7 m)
stick	26'3" (8.0 m)
boom pos.	1

## Operator's Cab

model	E270 maXCab
hydraulic elevating up	
eye level	approx. 19' (5.8 m)

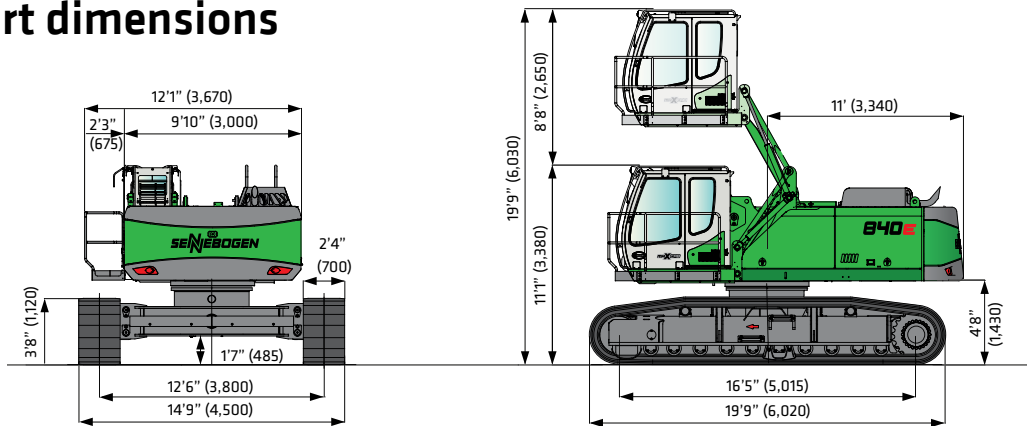
## Undercarriage

model	R44D/380
tracks	B7
triple grouser shoes	27.6" (700 mm)

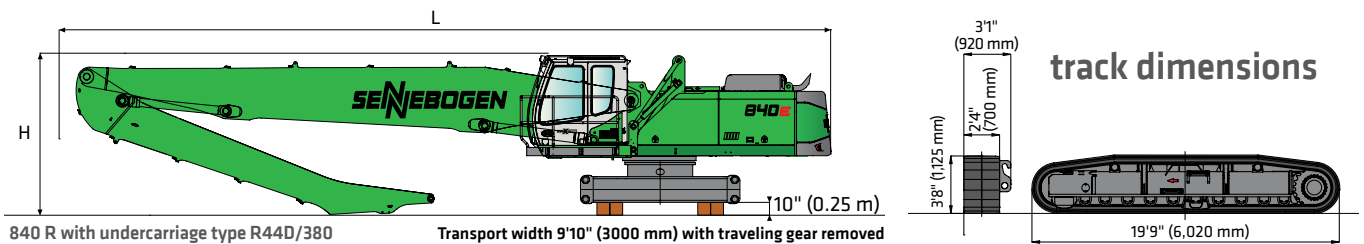
Lift capacities are stated in pounds. Values in [ ] are stated in metric tons. Indicated figures are based on ISO 10567 and do not exceed 75% or tipping and 87% of hydraulic capacity and machine standing on firm, level supporting surface. Loads are valid for 360° with standard grousers and fully extended tracks. Lifting capacities do not include working equipment such as orange peel grapples, magnets, clamshells, etc. The load point is the center line of the attachment pivot mounting pin on the stick. Their weights must be deducted from the numbers indicated in the lift charts. Please contact Sennebogen or your local dealer for optimum attachment selection. The operator / user of the machine should be fully acquainted with the operator's & safety manual provided by Sennebogen. Capacities apply only to the machine as originally manufactured and equipped by Sennebogen.

# 840ER-HD

## Transport dimensions



Reach	Boom Length	Stick Length	Transport Length	Transport Height
K17-1	34'9" (10.6 m)	23'4" (7.1 m)	49'3" (15 m)	11' (3.2 m)
K18-1	34'9" (10.6 m)	26'3" (8 m)	49'3" (15 m)	12' (3.65 m)
B18-1	36'1" (11 m) banana	26'3" (8 m)	50'4" (15.35 m)	11'7" (3.55 m)
K19-1	38'4" (11.7 m)	26'3" (8 m)	50'2" (15.3 m)	12' (3.65 m) Stick dismantled



transport dimensions valid for boom position 1 only • boom position 2 may increase transport height & transport length • handrails, catwalks & other accessories are disassembled for transportation • \*optional cab E300/260 will increase machine transport height by 2" (50 mm)

"Under our policy of continuous improvements we reserve the right to change specifications, materials and design without prior notice. The illustrations shown may include optional equipment. Always refer to the appropriate Operation and maintenance manual for specific product information. See your local **SENNEBOGEN** dealer for further information."

© 2015 SENNEBOGEN LLC, all rights reserved



**SENNEBOGEN LLC**  
1957 Sennebogen Trail  
Stanley, NC 28078, USA

Phone +1 (704) 347-4910  
Fax +1 (704) 347-8894  
Email [sales@sennebogenllc.com](mailto:sales@sennebogenllc.com)

840R-HD/E-0315